

BLÜCHER® FlatLine

Material grade: AISI 316L
AISI 304

Standard Length: 800 mm 1000 mm 1200 mm
(If a customized length (min. 500 mm - max. 6.000 mm) is requested, please contact Customer Center)

Width: 201 mm outside (197 mm inside)

Further details: Channel matr. thickness 2 mm., Channel height: 28 mm outside – (or 20 mm as custom made)

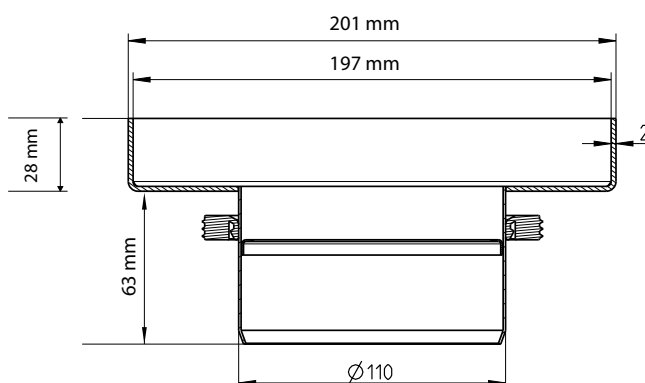
Click for more
info in the
Marine Channel
brochure



Keep in mind:




- No slope in the channel
- No flanged connections

Channel profile & dimensions:



Outlet size: Ø110 mm

Outlet position: In center
In end

Accessories: Water trap (removable) 
OR P-water trap 
OR Filter basket 

AND filter plate 

FlatLine channel to be used together with a BLÜCHER® Marine lower part




Grating Type: **Stockholm Grating**
Max. hole size 8 mm



Tokyo Grating
5 mm gap/opening



Shower Grating
8 x 8 mm holes



O2 Grating
Non-slip / 9 mm holes



High Heel Grating
Non-slip / 7 mm holes



Finger hole